



PETERMANRATINGS.COM

USER MANUAL
OCTOBER 2019

Index

1. General Information	1
1.1. About Peterman Ratings	1
1.2. Browser Requirements	2
1.3. User Categories	3
2. Browsing the Website	4
2.1. Navigation Menu	4
2.2. Players	5
2.2.1. Searching for a Player	5
2.2.2. Viewing Player Details	6
2.2.3. Favouriting a Player	7
2.2.4. Viewing a Player's Recent Even.....	8
2.2.5. Viewing a Player's Teams	9
2.3. Events	10
2.3.1. Searching for Event	10
2.3.2. Viewing Event Details	11
2.4. Clubs	12
2.4.1. Searching for Clubs	12
2.4.2. Viewing Club Details.....	13



1. General Information

1. 1. About Peterman Ratings

PetermanRatings.com is a website for displaying calculated sports ratings for 1:1 win-loss sports: like badminton, squash, and tennis. The mathematical formula used to calculate ratings has been designed to provide the most accurate ratings and caters for both singles and doubles matches.

The site provides an extensive set of functionalities which include:

- Searchable database for players, clubs and events.
- Interfaces for viewing player, club and event details.
- Ability to bookmark players allowing for quick access to players without repeated search.
- Upload event information to process new ratings for singles and doubles ratings.
- Club management – managing players and contest managers within a club.



1. 2. Browser Requirements

Peterman Ratings is compatible with the following browsers:

- Chrome
- Firefox
- Safari
- Microsoft Edge

Some of the features used in designing and developing Peterman Ratings are not compatible with older versions of browsers. Ensure you update your browser to the latest version to avoid any compatibility issues with the websites design and functionality.

1.3. User Categories

Peterman Ratings has four different user groups that define the extent of functionality within the site:

General User

Functions in this user group are applicable to all user groups and is the basic access level allowing any visitor to freely browse the sites content. Users that are neither a contest manager or administrator should not register to the site as this feature is used for the purposes of:

- Uploading event information and managing players and other contest managers within a club which is the main responsibility of contest managers; and
- Administering accounts and clubs within the site which is the responsibility of Administrators.

Contest manager

Functions in this user group are applicable to contest managers, administrators and the site owner. Primarily, contest managers hold the main responsibility of uploading events into the system as well as being able to manage players and other contest managers within their club.

Administrator

Functions in this user group are applicable to administrators and the site owner. Administrators are given the ability to perform the same functionalities as contest managers, although for different purposes. They may upload and correct events in the absence of a contest manager as well as manage players and contest managers in all clubs to effectively administer the website. Administrative functions include: accepting or denying the request of contest managers who have registered, removing a contest manager, promoting a contest manager to an administrator and demoting other administrators if necessary.

Site Owner

The site owner cannot be affected by any other user group and has the ability to perform all functions throughout the website. With the extent of functionality implemented into Peterman Ratings, the site owner is provided with an additional interface to enable the management of club expiries.



2. Browsing the Website

2.1 Navigation Menu

The navigation menu is located at the top of the website and provides quick access to any page throughout the site.

Figure 1




1. Visitors who enter the site are initially directed to the site **Home** page. The **Home** page has a quick search feature to search for players, events and clubs directing to the **Players, Events or Clubs** pages respectively with their result displayed.
2. Clicking the **Players** link will navigate you to the **Players page** which provides more options for filtering search results of players. Selecting a player will take you to the selected player's details page. A detailed guide for players can be found in section 2.2.
3. Clicking the **Events** link will navigate you to the **Events page** which displays a list of all events within the system and allows you to search for events by name. Selecting an event will take you to the selected event's details page. A detailed guide for events can be found in section 2.3.
4. Clicking the **Clubs** link will navigate you to the **Clubs page** which displays a list of all registered clubs within the system and allows you to search for clubs by name. Selecting a club will take you to the selected club's details page. A detailed guide for clubs can be found in section 2.4
5. Clicking the **Sign In** button will display a drop-down window. Here, you can sign in with your login credentials, create an account or reset your password. Upon successfully signing in, you will be directed to the Club Administration page where you can manage players, clubs, and events. A detailed guide for contest managers or administrators can be found in sections 3 and 4 respectively.

2.2 Players

2.2.1. Searching for a Player

Upon searching for a player, you can navigate to their details page to view information about them. To search for a player:

Figure 2



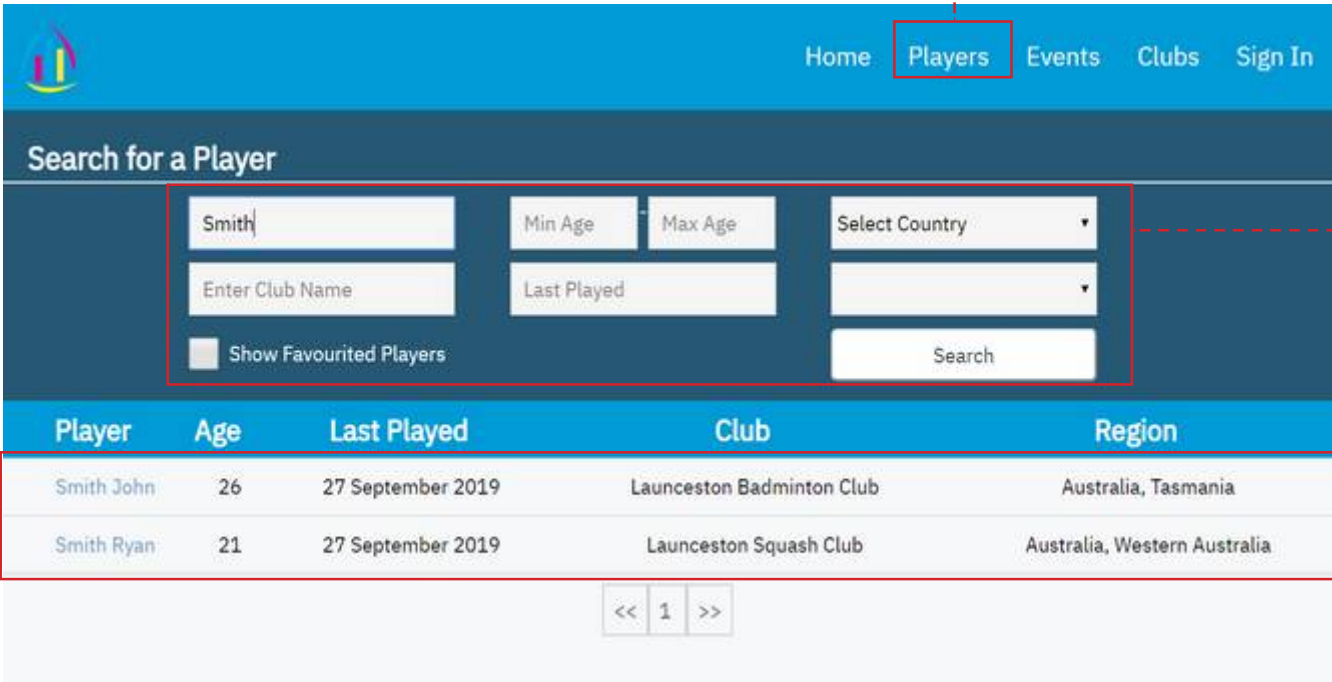
1. Click on the **Home** link from the navigation menu (see Page 4).
2. Click on the **Players** tab (see Figure 2).
3. Enter the name of the player you wish to search for (see Figure 2).
4. Click on the **Search** button next to the search box to have your results displayed (see Figure 2).

Note: Alternatively, a player can be searched for by clicking on the **Players** link from the navigation menu as an advanced player search option (see Figure 1). Here, you are provided with options to filter players by name, age range, club, region and last played.

2.2.2. Viewing Player Details

The player details page provides an interface for viewing the biography of a player, a rating for each of the different sports a player performs in, a list of recent events and lastly, teams they are a part of. To view a player's details:

Figure 3



The screenshot shows a web interface for viewing player details. At the top, there is a navigation menu with links for Home, Players, Events, Clubs, and Sign In. The 'Players' link is highlighted with a red box and a circled '1'. Below the navigation is a search section titled 'Search for a Player'. This section contains several input fields: a text box with 'Smith' entered, 'Min Age' and 'Max Age' dropdowns, a 'Select Country' dropdown, an 'Enter Club Name' text box, a 'Last Played' text box, and a 'Show Favourited Players' checkbox. A 'Search' button is located at the bottom right of the search section. A red box highlights the search filters, and a circled '2' points to it. Below the search section is a table with the following columns: Player, Age, Last Played, Club, and Region. The table contains two rows of data. A red box highlights the table, and a circled '3' points to it.

Player	Age	Last Played	Club	Region
Smith John	26	27 September 2019	Launceston Badminton Club	Australia, Tasmania
Smith Ryan	21	27 September 2019	Launceston Squash Club	Australia, Western Australia

1. Click on the **Players** link from the navigation menu (see Figure 3).
2. At the top of the page, enter any of the provided filtering options to find a specific player (see Figure 3).
3. You will find the inquired player's name appearing as a link in the table below the search options. Click on the name of the player to view their details (see Figure 3).

2.2.3. Favouriting a Player

By favouriting a player, you can keep track of their performance without having to repeatedly searching for them. To favourite a player:

Figure 4

The figure consists of two screenshots from a sports CMS interface. The left screenshot shows a player's profile for John Smith. A red box highlights the 'favourite' button next to the player's name, with a circled '2' above it. The right screenshot shows the search interface. A red box highlights the 'Show Favourited Players' checkbox, with a circled '3' below it. Another red box highlights the first search result, with a circled '4' below it.

Player	Age	Last Played	Club	Region
Smith John	26	27 September 2019	Launceston Badminton Club	Australia, Tasmania

1. Follow the steps in the "Viewing Player Details" section to navigate to the details page of a player.
2. Next to the name of the player, hover over the blue heart icon and click it (see Figure 4).
3. Next time you wish to view the player, navigate to the **Players** page (see Page 6) and select the "Show Favourited Players" checkbox (see Figure 4).

2.2.4. Viewing a Player's Recent Events

A player's recent events are displayed in the **Player History** section and list all the events the player has participated in for the selected sport along with the initial and final ratings of each event. The ratings are formatted Red, Amber or Green. Red indicates low confidence in the rating (all individual players will start in the red). Amber shows confidence in the rating is improving and Green represents a high degree of confidence in the rating.

Figure 5

The screenshot shows a player profile for John Smith. At the top, there is a navigation bar with links for Home, Players, Events, Clubs, and Sign In. Below the navigation bar, the player's name "John Smith" is displayed with a "favourite" button. The sport "Badminton" is selected in a dropdown menu. To the right of the dropdown menu, a large rating of 1569 is shown with a change of ±64 for Singles Rating. Below the dropdown menu, a table lists the player's recent events. The table has columns for Event, Initial Rating, Change, and Final Rating. The events listed are Launceston Badminton Championships, Launceston Badminton Summer Championships, 2019 Livelighter Interclub Challenge, Northern Tasmanian Badminton Cup, and Regional Club Summer Challenge. Below the table, there is a "View More" link. At the bottom, the "Player Teams" section lists Earl Taylor and John Smith.

Event	Initial Rating	Change	Final Rating
Launceston Badminton Championships	1563±52	+6	1569±50
Launceston Badminton Summer Championships	1526±55	+37	1563±51
2019 Livelighter Interclub Challenge	1510±57	+16	1526±54
Northern Tasmanian Badminton Cup	1507±60	+3	1510±56
Regional Club Summer Challenge	1529±62	-22	1507±59

1. To find the **Player History** section, follow the steps in the "Viewing Player Details" section to navigate to the details page of a player.
2. To view recent events in other sports, select a different sport from the biography section (see Figure 5).
3. To view more events, select **View More** below the table to expand the list (see Figure 5).

2.2.5. Viewing a Player's Teams

A player's teams are displayed in the **Player Teams** section and lists all teams the player is a part of for the selected sport.

Figure 6

John Smith 

Badminton

Select Sport	Badminton
First Name	John
Last Name	Smith
Gender	M
Age	26
Country	Australia
State	Tasmania
Club	Launceston Badminton Club

1569
± 64
Singles
Rating

Player History

Badminton

Event	Initial Rating	Change	Final Rating
Launceston Badminton Championships	1563±52	+6	1569±50
Launceston Badminton Summer Championships	1526±55	+37	1563±51
2019 Livelighter Interclub Challenge	1510±57	+16	1526±54
Nothern Tasmanian Badminton Cup	1507±60	+3	1510±56
Regional Club Summer Challenge	1529±62	-22	1507±59

[View More](#)

Player Teams

Earl Taylor, John Smith
John Smith, Robert Williams

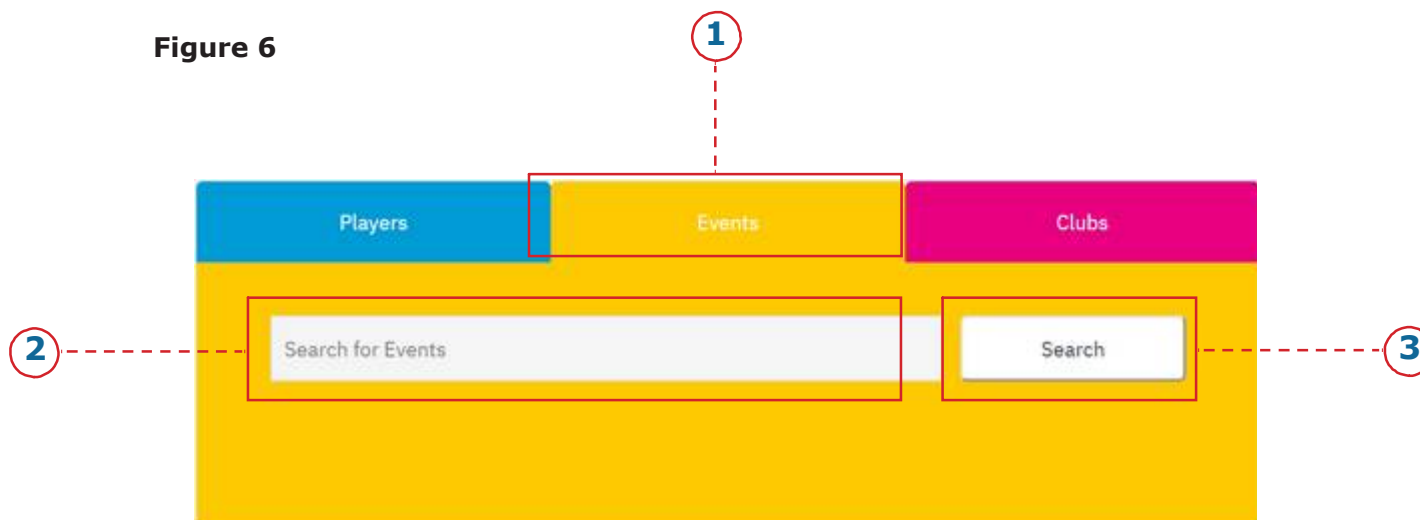
1. To find the **Player Teams** section, follow the steps in the "Viewing Player Details" section to navigate to the details page of a player.
2. To view the player's teams in other sports, select a different sport from the biography section (see Figure 6).

2.3. Events

Registered clubs play events in various locations. Each event consists of several matches. Players can keep track of their rating change along with their set scores in every event.

2.3.1. Searching for Events

You can search for an event to view detailed information about each match played. To search for an event:



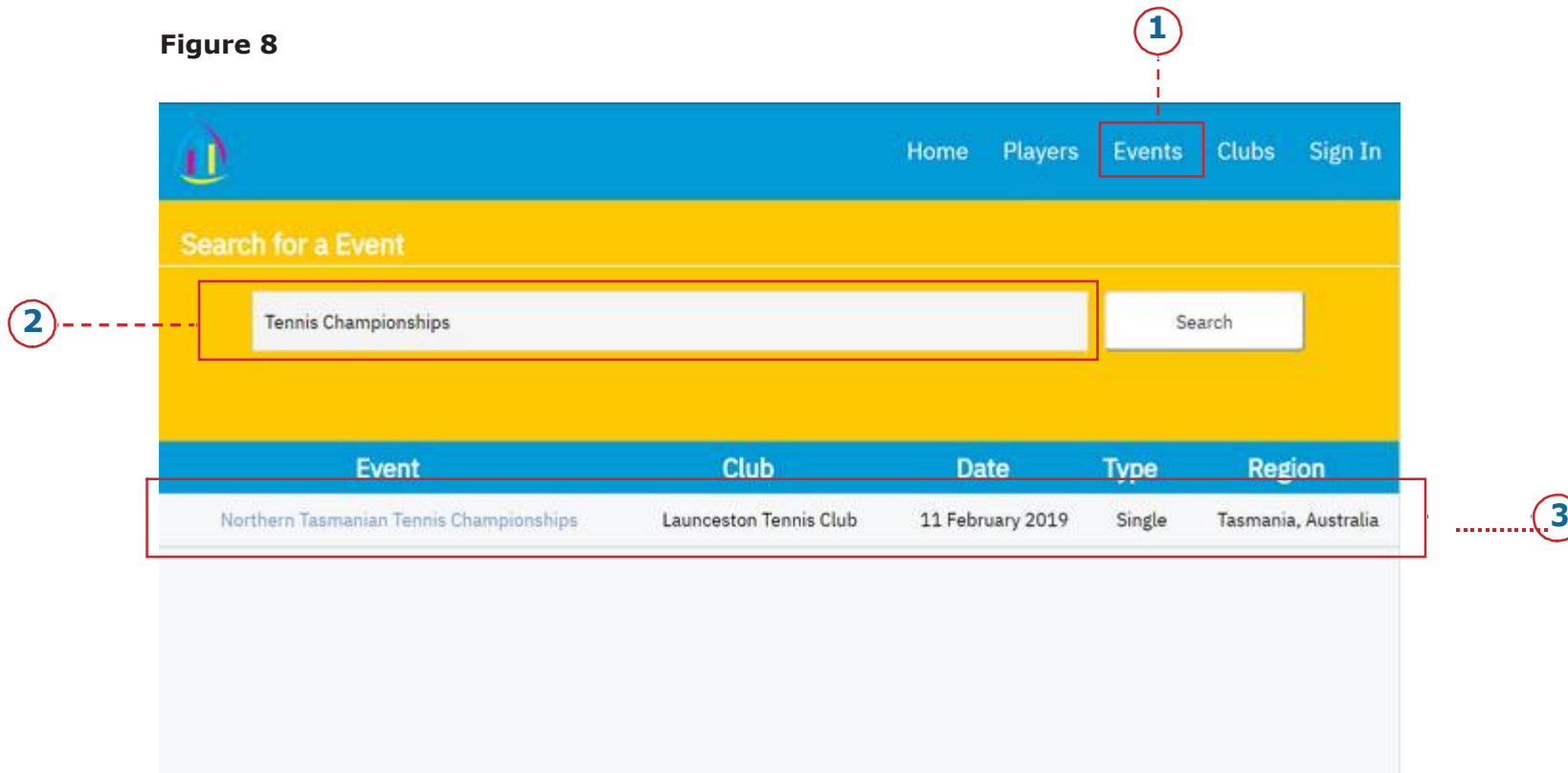
1. Click on the **Home** link from the navigation menu (see Page 4).
2. Click on the **Events** tab (see Figure 7).
3. Enter the name of the event you wish to search for (see Figure 7).
4. Click on the **Search** button next to the search box to have your results shown (see Figure 7).

Note: Alternatively, an event can be searched for by clicking on the **Events** link from the navigation menu (see Page 4).

2.3.2. Viewing Event Details

The event details page provides an interface for viewing details about an event. These include the event name, type (singles or doubles), date, location and a list of all matches played in the event. Each match is shown in a win/loss ledger format with points scored and rating changes. To view an event's details:

Figure 8



1. Click on the **Events** link from the navigation menu (see Figure 8).
2. At the top of the page, enter the name of the event you wish to search for (see Figure 8).
3. You will find the inquired event's name appearing as a link in the table below the search box. Click on the name of the event to view its details (see Figure 8).


2.4. Clubs

Any club that plays Tennis, Badminton or Squash can join this site through monthly subscription. Each club needs to have at least one contest manager for uploading tournaments in an event.

2.4.1. Searching for Clubs

You can search for a club to view players within the club and events the club has participated in. To search for clubs:

Figure 9



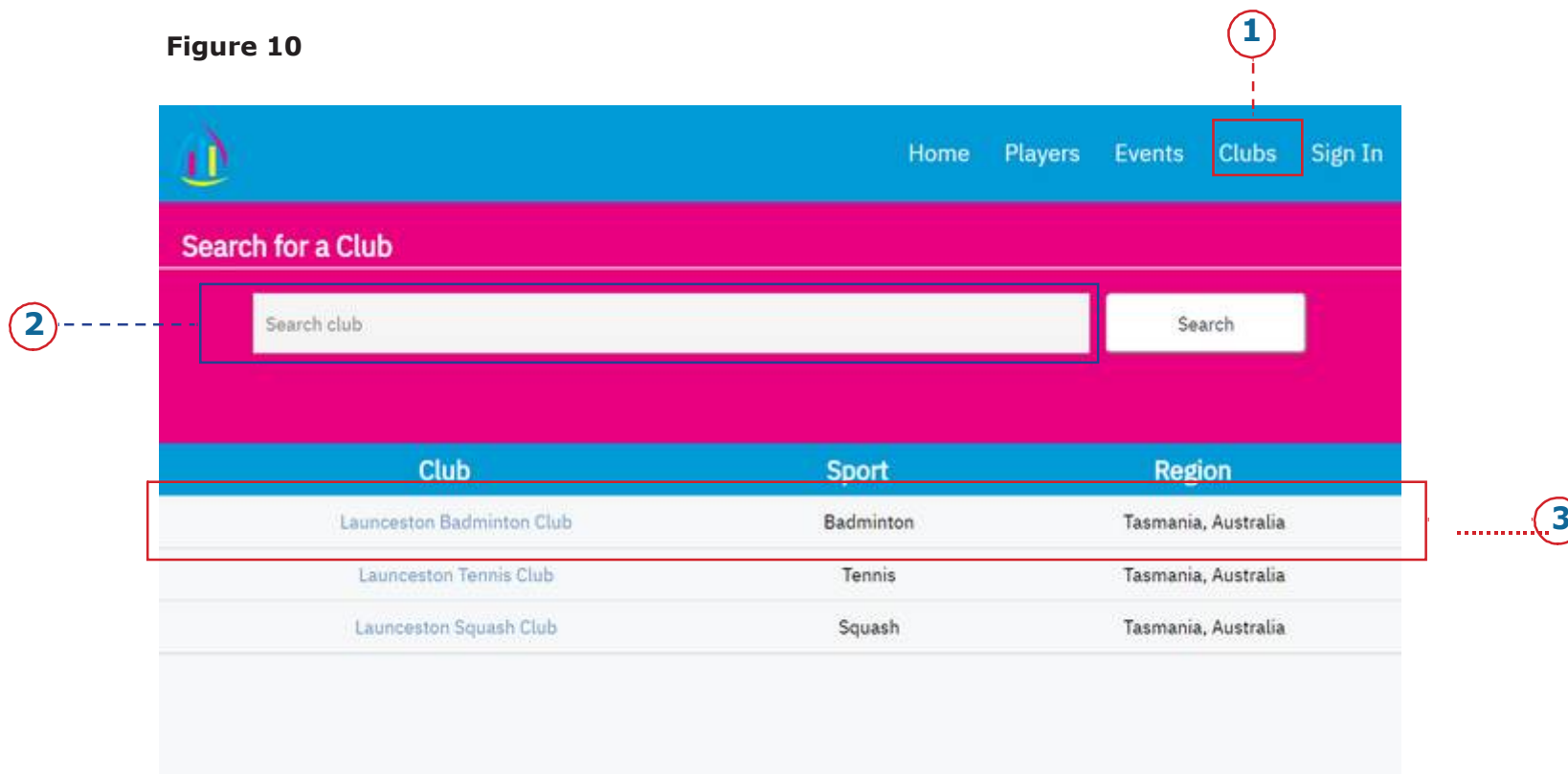
1. Click on the **Home** link from the navigation menu (see Page 4).
2. Click on the **Clubs** tab (see Figure 9).
3. Enter the name of the club you wish to search for (see Figure 9).
4. Click on the **Search** button next to the search box to have your results shown (see Figure 9).

Note: Alternatively, a club can be searched for by clicking on the **Clubs** link from the navigation menu (see Page 4).

2.4.2. Viewing Club Details

The club details page provides an interface for viewing details about club members and the events the club has entered in. To view a club's details:

Figure 10



1. Click on the **Clubs** link from the navigation menu (see Figure 10).
2. At the top of the page, enter the name of the club you wish to search for (see Figure 10).
3. You will find the inquired club's name appearing as a link in the table below the search box. Click on the name of the club to view its details (see Figure 10).